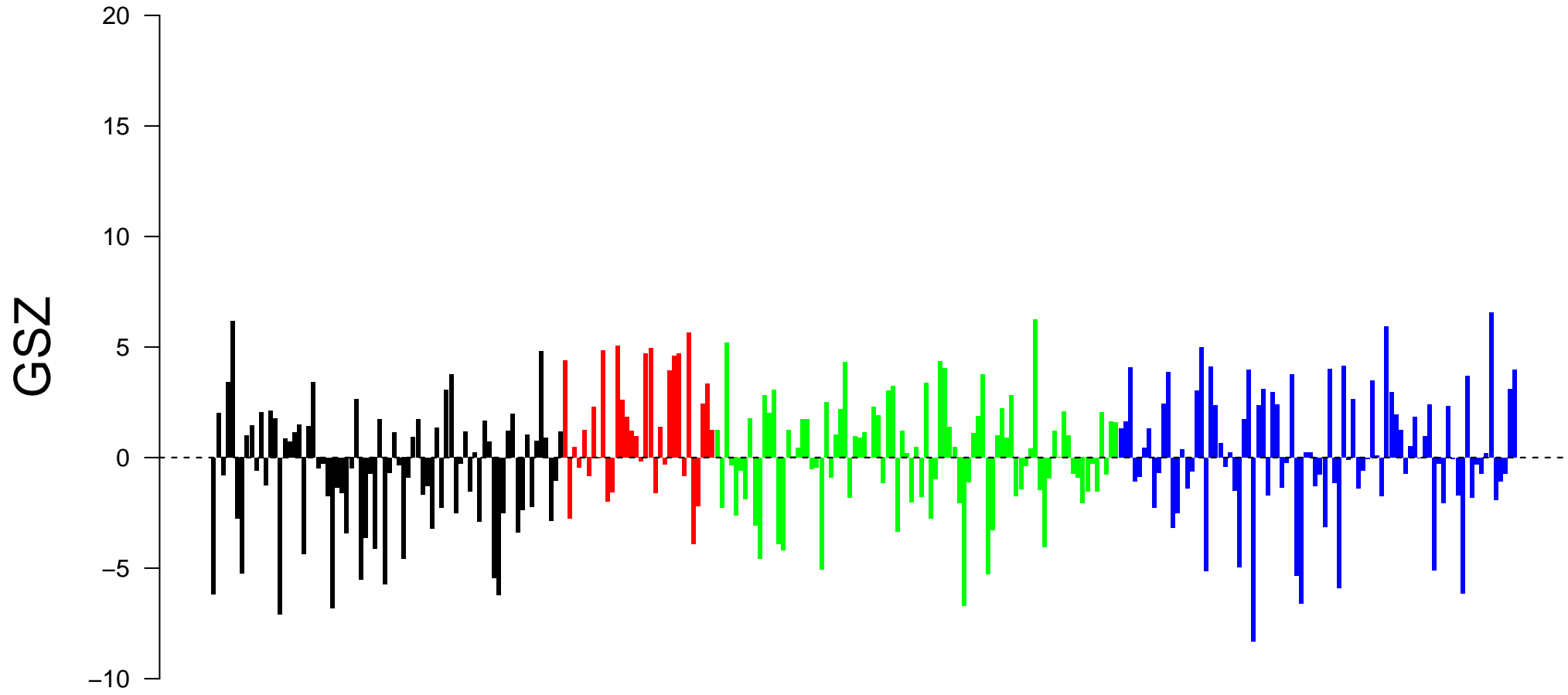
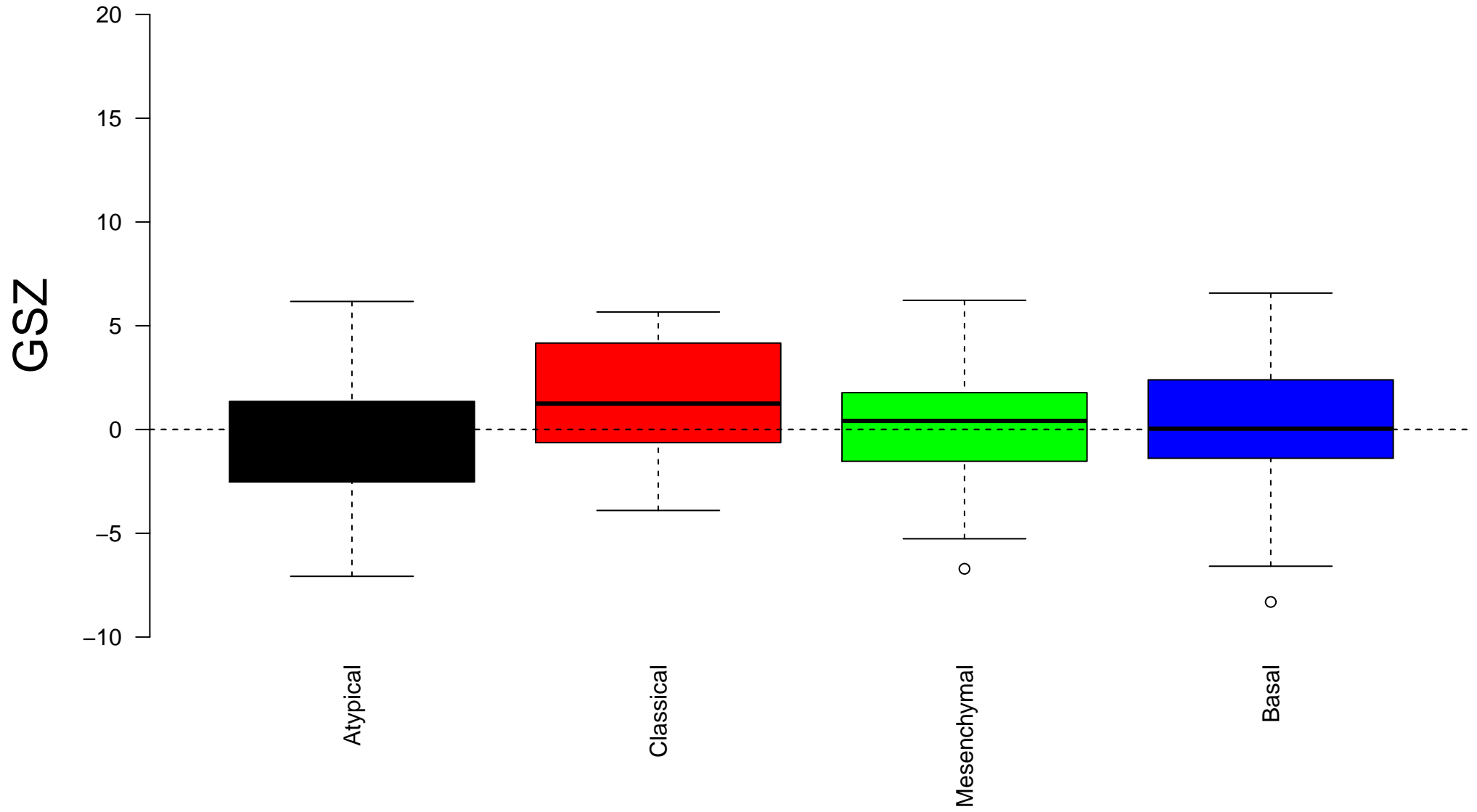


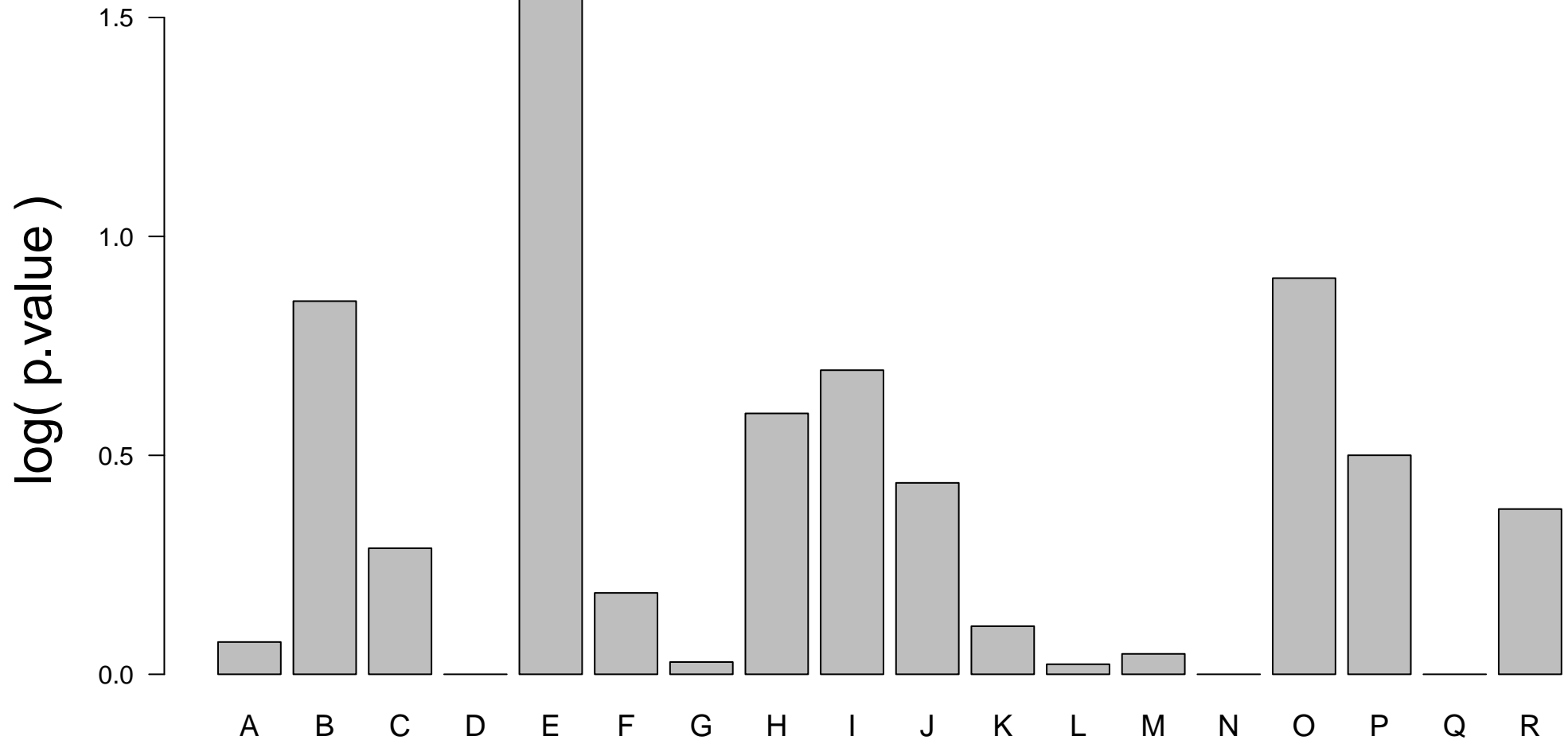
hsa-miR-519d



hsa-miR-519d

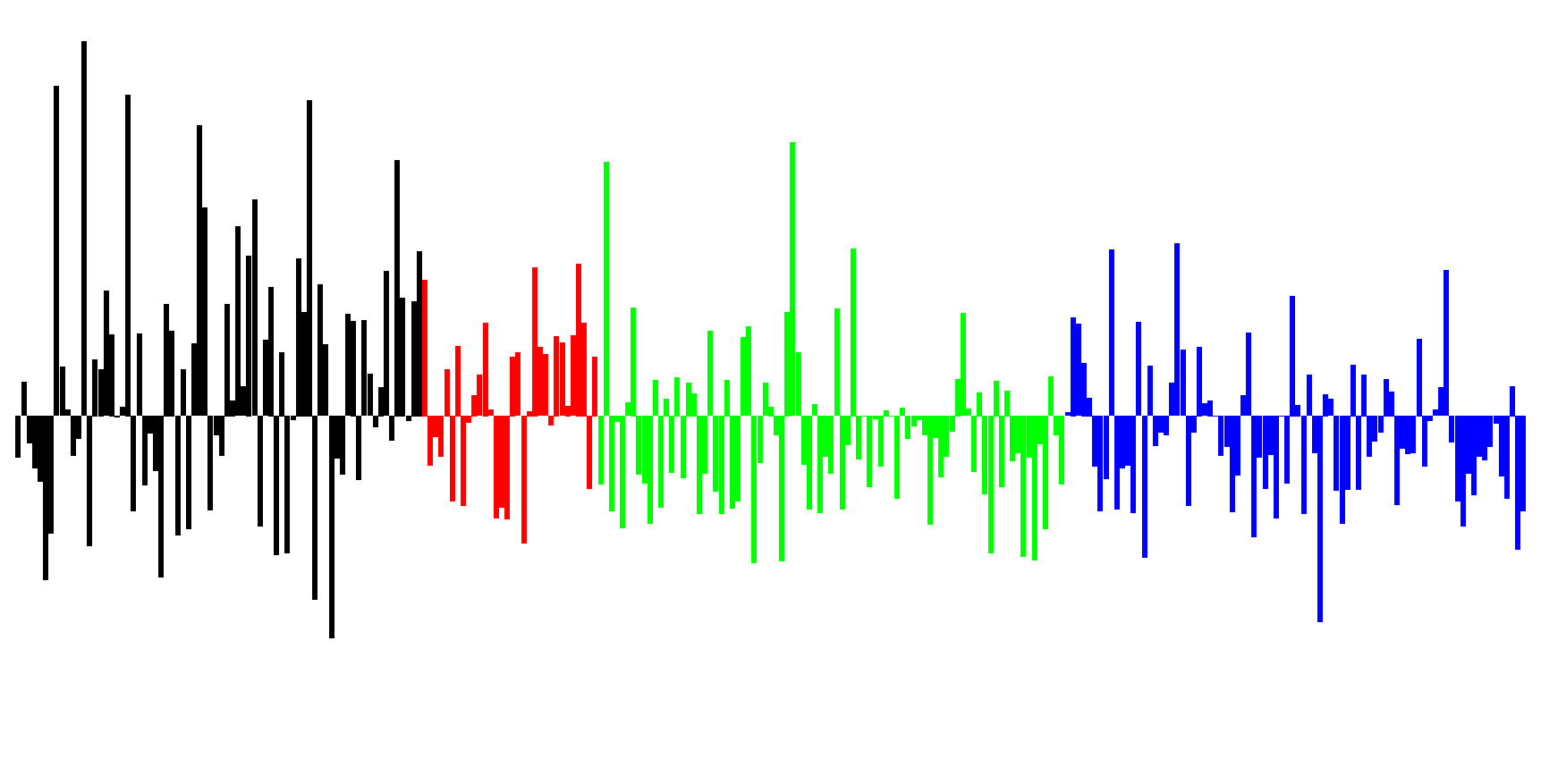

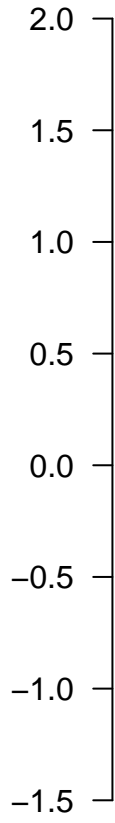


Enrichment in spots: hsa-miR-519d



Expression of hsa-miR-519d in Spot A


Δe



Expression of hsa-miR-519d in Spot B

Δe


2.0
1.5
1.0
0.5
0.0
-0.5
-1.0
-1.5




Expression of hsa-miR-519d in Spot C

Δe

2.0
1.5
1.0
0.5
0.0
-0.5
-1.0
-1.5




Expression of hsa-miR-519d in Spot D



Expression of hsa-miR-519d in Spot E

Δe


2.0
1.5
1.0
0.5
0.0
-0.5
-1.0
-1.5



Expression of hsa-miR-519d in Spot F

Δe

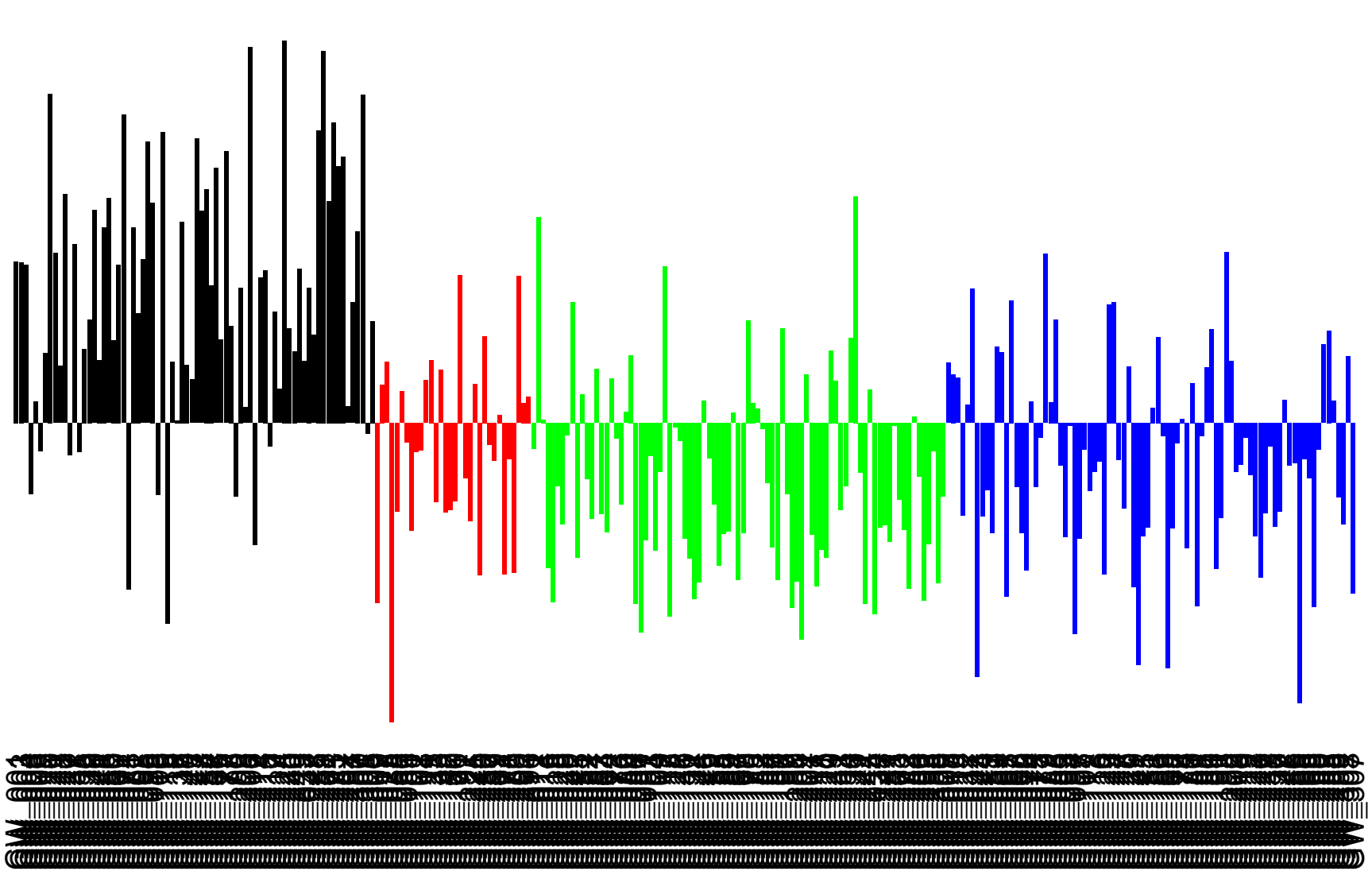
2.0
1.5
1.0
0.5
0.0
-0.5
-1.0
-1.5



Expression of hsa-miR-519d in Spot G

Δe


2.0
1.5
1.0
0.5
0.0
-0.5
-1.0
-1.5



Expression of hsa-miR-519d in Spot H

Δe


2.0
1.5
1.0
0.5
0.0
-0.5
-1.0
-1.5



Expression of hsa-miR-519d in Spot I

Δe


2.0
1.5
1.0
0.5
0.0
-0.5
-1.0
-1.5



Expression of hsa-miR-519d in Spot J

Δe


2.0
1.5
1.0
0.5
0.0
-0.5
-1.0
-1.5




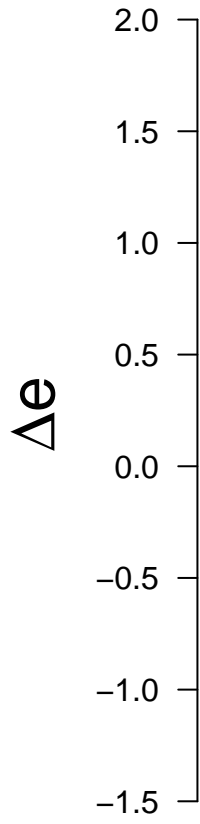
Expression of hsa-miR-519d in Spot K

Δe

2.0
1.5
1.0
0.5
0.0
-0.5
-1.0
-1.5




Expression of hsa-miR-519d in Spot L




Expression of hsa-miR-519d in Spot M

Δe

2.0
1.5
1.0
0.5
0.0
-0.5
-1.0
-1.5




Expression of hsa-miR-519d in Spot N



Expression of hsa-miR-519d in Spot O

Δe


2.0
1.5
1.0
0.5
0.0
-0.5
-1.0
-1.5




Expression of hsa-miR-519d in Spot P

Δe

2.0
1.5
1.0
0.5
0.0
-0.5
-1.0
-1.5



Expression of hsa-miR-519d in Spot Q



Expression of hsa-miR-519d in Spot R

Δe

2.0
1.5
1.0
0.5
0.0
-0.5
-1.0
-1.5

